

UAT-Z

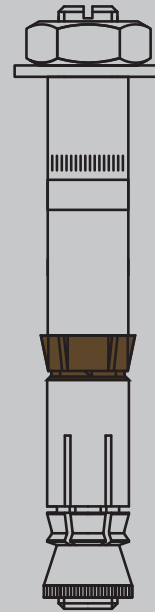
UNDERCUT ANCHOR / THROUGH-SET / ZINC PLATED /
C1 & C2 SEISMIC RATED

ZP

CERTIFICATION

TDS

Technical Data Sheet



For Install Support

techadvice@allfasteners.com.au



For Specification Support

engineering@allfasteners.com.au



For Customer Support

1800 255 349



UAT-Z

UNDERCUT ANCHOR / THROUGH-SET / ZINC PLATED / C1 & C2 SEISMIC RATED

UAT-Z

Undercut Anchor, Through-Set,
Zinc Plated, C1 & C2 Seismic Rated



- Most reliable and secure heavy-duty anchor for safety-critical applications including tunnels and nuclear facilities
- Easy to install self-undercutting anchor without any need for special drill bits or undercut tools
- Zinc plated ($\geq 5\mu\text{m}$) for dry internal conditions
- Custom lengths can be available

AS 5216 Compliant

ETA Cracked and Uncracked Concrete

C1 & C2 Seismic Rated

R30 – R120 Fire Rated

Supported by AFOS Anchor Design Software

Anchor Summary

Part Number	Description, Bolt Thread Dia x L	Max. Fixture Thickness, t_{fix}	Effective Anchor Depth, h_{ef}	Embedment Depth, h_{nom}	Drill Hole Dia x Depth, $d_o \times h_i$	Min. Concrete Thickness, h_{min}	Seismic C1 / C2	Design Capacity in 32MPa Cracked Concrete ¹⁾		Indicative Price Per Fixing ²⁾
								Tension	Shear	
1949.0080080	M8 x 80mm	15mm	40mm	52mm	14 x 60mm	100mm	- / -	7.3kN	7.3kN	\$26.76
1949.0080130	M8 x 130mm	65mm								
		25mm	80mm	92mm	14 x 100mm	160mm	- / -	13.4kN	33.1kN	\$28.17
1949.0120130	M12 x 130mm	15mm	80mm	96mm	20 x 105mm	160mm	✓ / ✓	20.7kN	41.5kN	\$29.46
1949.0120145	M12 x 145mm	30mm								
1949.0120215	M12 x 215mm	100mm								
		30mm	150mm	166mm	20 x 175mm	300mm	✓ / ✓	33.7kN	56.0kN	\$37.27
1949.0160220	M16 x 220mm	30mm	150mm	168mm	25 x 185mm	300mm	✓ / ✓	42.1kN	94.4kN	\$80.14
1949.0160280	M16 x 280mm	90mm								
		40mm	200mm	218mm	25 x 235mm	400mm	✓ / ✓	63.2kN		\$90.01
1949.0160300	M16 x 300mm	110mm	150mm	168mm	25 x 185mm	300mm	✓ / ✓	42.1kN		\$92.35
		60mm	200mm	218mm	25 x 235mm	400mm	✓ / ✓	63.2kN		

1) Without concrete edge or anchor spacing influence. Static and quasi-static load such as wind. To consider all design inputs and details, please refer to our AFOS Anchor Design Software or the ETA.

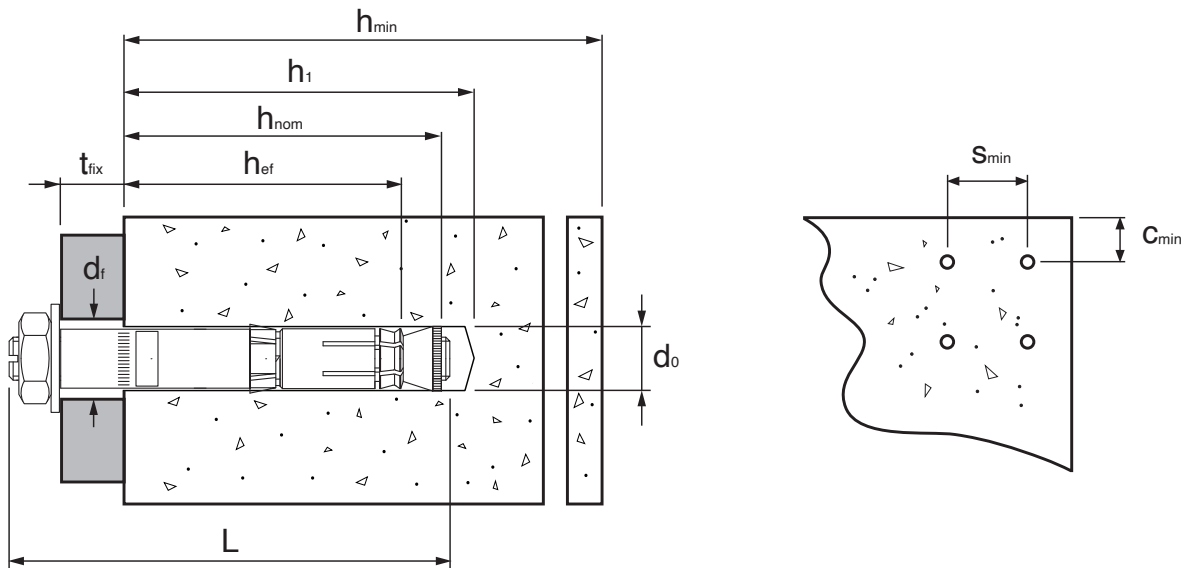
2) Based on a volume of 40+ to 100+ fixings, as of March 2026.

UAT-Z

UNDERCUT ANCHOR / THROUGH-SET / ZINC PLATED / C1 & C2 SEISMIC RATED

Installation Parameters

Anchor Size			M8		M12		M16	
Effective anchor depth	h_{ef}	[mm]	40	80	80	150	150	200
Embedment depth	h_{nom}	[mm]	52	92	96	166	168	218
Drill hole diameter	d_o	[mm]	14		20		25	
Depth of drill hole	$h_1 \geq$	[mm]	60	100	105	175	185	235
Diameter of clearance hole in fixture	d_f	[mm]	16		21		26	
Installation torque	T_{inst}	[Nm]	25		80		180	
Minimum thickness of concrete member	h_{min}	[mm]	100	160	160	300	300	400
Minimum spacing	s_{min}	[mm]	100	80	120	150	200	150
Minimum edge distance	c_{min}	[mm]	80	50	100	80	150	100



Installation Instructions

Drill hole preparation and cleaning		Install undercut anchor through fixture	
1		<p>Drill hole perpendicular to concrete surface. Using a vacuum drill, continue with step 3.</p>	
2		<p>Blow out dust or alternatively vacuum clean down to the bottom of the hole.</p>	
3		<p>Drive in anchor.</p>	
4		<p>Apply installation torque T_{inst} by using a calibrated torque wrench.</p>	


For other anchor properties, please refer to the ETA on our website.



AFOS[®]
Anchor Design Software

DOWNLOAD

allfasteners.com.au/afos



Important Note: Whilst all reasonable care is taken in compiling technical data on the Company's products, all information, recommendations, or suggestions regarding the use of such products are made without guarantee, since the conditions of use are beyond the control of the Company. It is the customer's responsibility to satisfy himself that each product is fit for the purpose for which he intends to use it, that the actual conditions of use are suitable, and that in the light of our continual research and development programme the information relating to each product has not been superseded. Allfasteners, its agencies and employees, disclaim any and all liability in respect of anything or the consequences of anything done or omitted to be done in reliance upon the whole or any part of this document.

Allfasteners[®] 78-84 Logistics Street Keilor Park VIC 3042 Australia +61 3 9330 0555 Allfasteners Pty Ltd. ACN 113 948 100 ABN 86 766 075 300
Copyright © 2026. The contents of this document remains the property of Allfasteners[®] and may not be reproduced without prior written permission.