

SAS-S

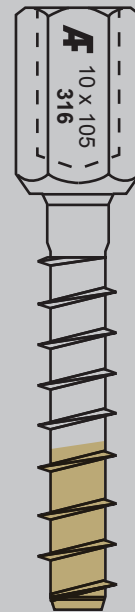
M12 THREAD ROD HANGER SCREW-ANCHOR / 316 (A4) STAINLESS STEEL

316

CERTIFICATION

TDS

Technical Data Sheet



For Install Support

techadvice@allfasteners.com.au



For Specification Support

engineering@allfasteners.com.au



For Customer Support

1800 255 349



SAS-S

M12 THREAD ROD HANGER SCREW-ANCHOR / 316 (A4) STAINLESS STEEL

SAS-S

M12 Thread Rod Hanger Screw-Anchor,
316 (A4) Stainless Steel



NCC
COMPLIANT
AS 5216



- Building services, tunnels
- A4 stainless steel for corrosive environments, outdoors

AS 5216 Compliant

ETA Cracked and Uncracked Concrete

R30 - R120 Fire Rated

Supported by AFOS Anchor Design Software

Anchor Summary

| Part Number | Description, Int Dia/Dia x L | Max. Fixture Thickness, t_{fix} | Embedment Depth, h_{nom} | Effective Anchor Depth, h_{ef} | Drill Hole Dia x Depth, $d_0 \times h_1$ | Minimum Concrete Thickness, h_{min} | Design Capacity in 32MPa Cracked Concrete ¹⁾ | | Indicative Price Per Fixing ³⁾ |
|--------------|---------------------------------|--------------------------------------|-------------------------------|--|--|---|--|---------------------|---|
| | | | | | | | Tension | Shear ²⁾ | |
| 1052.0100105 | M12/10 x 105mm | 0mm | 100mm | 59mm | 10 x 110mm | 140mm | 5.9kN | 1.6kN | \$18.89 |

1) Without concrete edge or anchor spacing influence. Static and quasi-static load such as wind. To consider all design inputs and details, please refer to our AFOS Anchor Design Software or the ETA.

2) Shear capacity has been conservatively reduced for bending assuming the shear load is applied at the top of the fixing head, 30mm from the surface of the concrete. For this it has been conservatively assumed that there is no rotational restraint of the fixing. Steel in bending governs here. Shear capacity is 13kN if applied under the coupler without the cantilever effect.

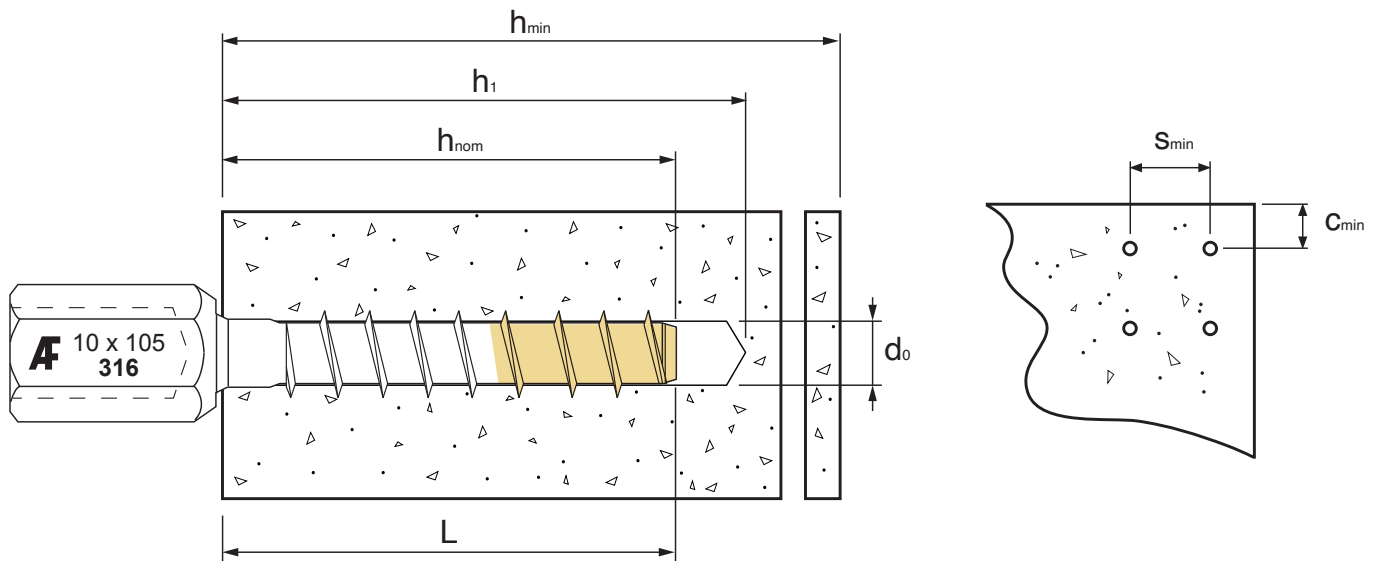
3) Based on a volume of 500+ fixings, as of March 2026.

SAS-S

M12 THREAD ROD HANGER SCREW-ANCHOR / 316 (A4) STAINLESS STEEL

Installation Parameters

| | | | |
|---------------------------------------|------------|------|-----------|
| Anchor Size | | [mm] | 10 |
| Embedment depth | h_{nom} | [mm] | 100 |
| Drill hole diameter | d_o | [mm] | 10 |
| Depth of drill hole | $h_1 \geq$ | [mm] | 110 |
| Max. power output, power tool setting | T_{max} | [Nm] | 185 |
| Socket driver | A/F | [mm] | 19 |
| Minimum thickness of concrete member | h_{min} | [mm] | 140 |
| Minimum spacing | s_{min} | [mm] | 60 |
| Minimum edge distance | c_{min} | [mm] | 60 |



Installation Instructions

| Drill hole preparation and cleaning | | Install concrete screw-anchor | |
|-------------------------------------|--|--|----------|
| 1 | | <p>Drill hole perpendicular to concrete surface. Using a vacuum drill, continue with step 3.</p> | <p>3</p> |
| 2 | | <p>Blow out dust or alternatively vacuum clean down to the bottom of the hole.</p> | |
| | | <p>Screw in the anchor using an impact screw driver to the corresponding torque value / setting / maximum power output. Ensure not to overtighten.</p> | |

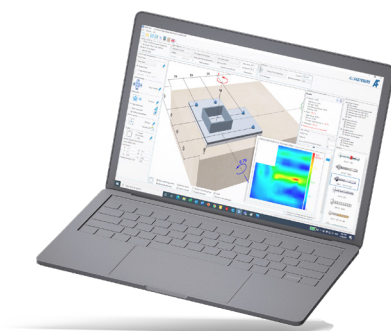
For other anchor properties, please refer to the ETA on our website.



AFOS[®]
Anchor Design Software

DOWNLOAD

allfasteners.com.au/afos



Important Note: Whilst all reasonable care is taken in compiling technical data on the Company's products, all information, recommendations, or suggestions regarding the use of such products are made without guarantee, since the conditions of use are beyond the control of the Company. It is the customer's responsibility to satisfy himself that each product is fit for the purpose for which he intends to use it, that the actual conditions of use are suitable, and that in the light of our continual research and development programme the information relating to each product has not been superseded. Allfasteners, its agencies and employees, disclaim any and all liability in respect of anything or the consequences of anything done or omitted to be done in reliance upon the whole or any part of this document.

Allfasteners[®] 78-84 Logistics Street Keilor Park VIC 3042 Australia +61 3 9330 0555 Allfasteners Pty Ltd. ACN 113 948 100 ABN 86 766 075 300
Copyright © 2026. The contents of this document remains the property of Allfasteners[®] and may not be reproduced without prior written permission.